

# GETTING INTO WHERE I WANT TO GO



College Admission Seminar

# *Ask Yourself These Questions:*

What is your  
COA (Cost of  
Attendance)?

What is your  
EFC  
(Expected  
Family  
Contribution)?

How many  
schools  
should you  
apply to?

How can you  
take  
ownership of  
this process?

# *Rigor of Secondary School Record*

Admissions Committees see your high school course schedule as a blueprint of your education.

**Take at least 5 solid academic classes each semester:**

**English**  
4 yrs.

**Math**  
3 yrs.

**Science**  
3 yrs.

**Social  
Studies**  
2-3 yrs.



**Foreign  
Language**  
3 yrs.

Algebra I/II,  
Geometry,  
Trigonometry  
Pre-Calculus,  
Calculus

Biology,  
Chemistry,  
Physics

World  
History, US  
History, US  
Government

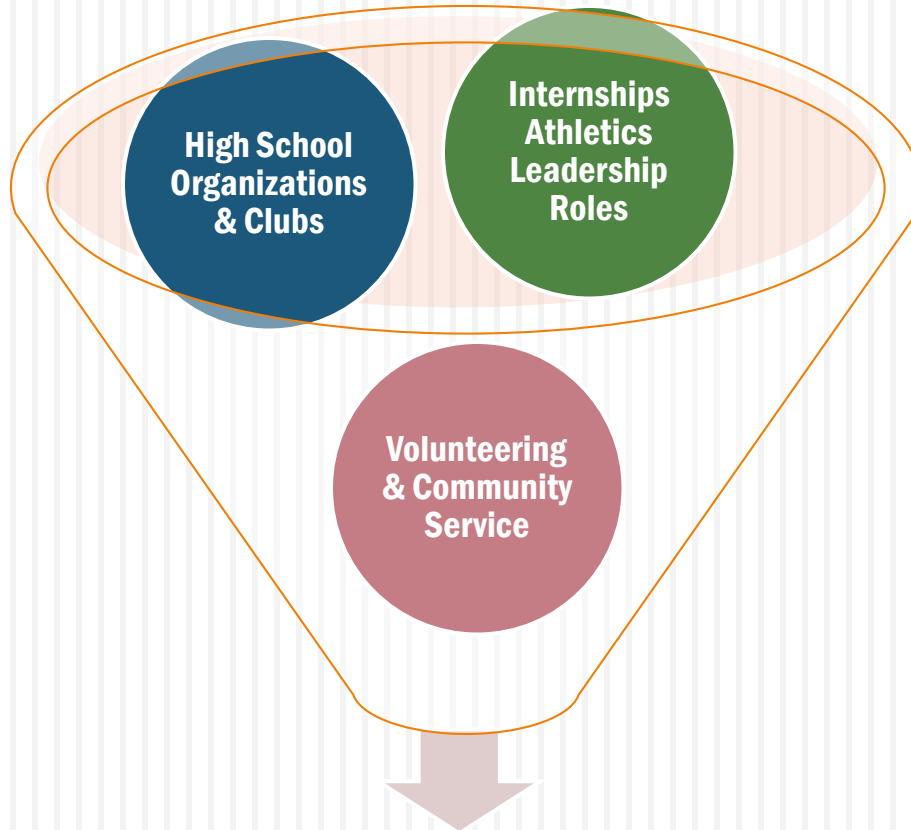
Is it better to get an “A” in a regular track class or a “B” in an honors/college level class?



## AP Courses & SAT II Subject Tests

These courses & tests showcase your ability to do college-level work by Admissions Officers.

# *Extracurricular Activities*



Shows a Commitment to Finish What You Begin



# *Recommendation Letters*

- Most college applications require 2 -3 recommendation letters from people who know you in & out of the classroom.
- Who to ask:
  - Academic teacher (English or Math)
    - Junior year teacher
    - Current teacher if they know you well enough
    - Teacher involved with you outside of classroom (not a coach unless specified – must know you academically also)
  - School Counselor
    - Build rapport with counselor so that they know your plans , school involvement/accomplishments
    - Make sure any discrepancies in transcripts are explained
  - Alumni
    - Preferably someone related to you or any alumni (could lead to scholarship money)
- When to ask:
  - Spring of junior year or earlier the better especially if applying Early Decision or Early Action
- Getting the Best Possible Letter
  - Academic teachers – talk about what you remember about their class, your class participation, refer to specific occurrence for them to remember you

# Choosing a Major

## Finding a Major That Fits

- Take a Personal Inventory
  - Ask yourself some questions about what you are like and what you like to do
  - Ask your friends and family to describe how they see you
- Declared vs. Undeclared
  - Should I declare?

## Career Opportunities by Major

- When considering a particular major, you should research:
  - Job Opportunities
  - Income Potential
  - Difficulty of Degree Program
  - Need for Going on to Graduate School
  - Loan Forgiveness Programs Available
- Website Resources to explore:
  - [www.salary.com](http://www.salary.com)
  - [www.cnnmoney.com/bestjobs](http://www.cnnmoney.com/bestjobs)

# Creating Your List of Colleges

- Know your EFC (Expected Family Contribution)
- Choose:
  - 1 safe school
  - 1 reach school
  - 6 – 8 schools of interest
    - Check [www.collegeboard.com](http://www.collegeboard.com) to see if SAT/ACT scores are in their middle 50% range
    - Check [www.fiskeguide.com](http://www.fiskeguide.com) for overviews of schools
- Colleges should meet both academic & financial goals of the family.
- The college should value you, want you, and values what you do well.
- An admissions committee is building a new community each year.
- If you have a sincere interest in an underpopulated major = ADVANTAGE
- Begin visiting in Spring of Junior Year.



# College Visits

## Before You Go

### Parents

- Ask if high school allows excused absences for visits.
- Other than wedding ring, do not wear any other jewelry.
- Pack a camera & a notepad.
- Calculate travel/personal expenses.

### Students

- Call first to arrange the visit.
- Dress casually, but neatly.
- Surf the College Website:
  - ▣ Student newspaper, student government, campus clubs, cultural events, student services, library, housing options, health services, computing services, dining services, athletics.

# *Level of Interest*

**Level of interest** is key for colleges.

You want the college to see that you are *interested in them*.

**Contacts and visits are extremely important.**

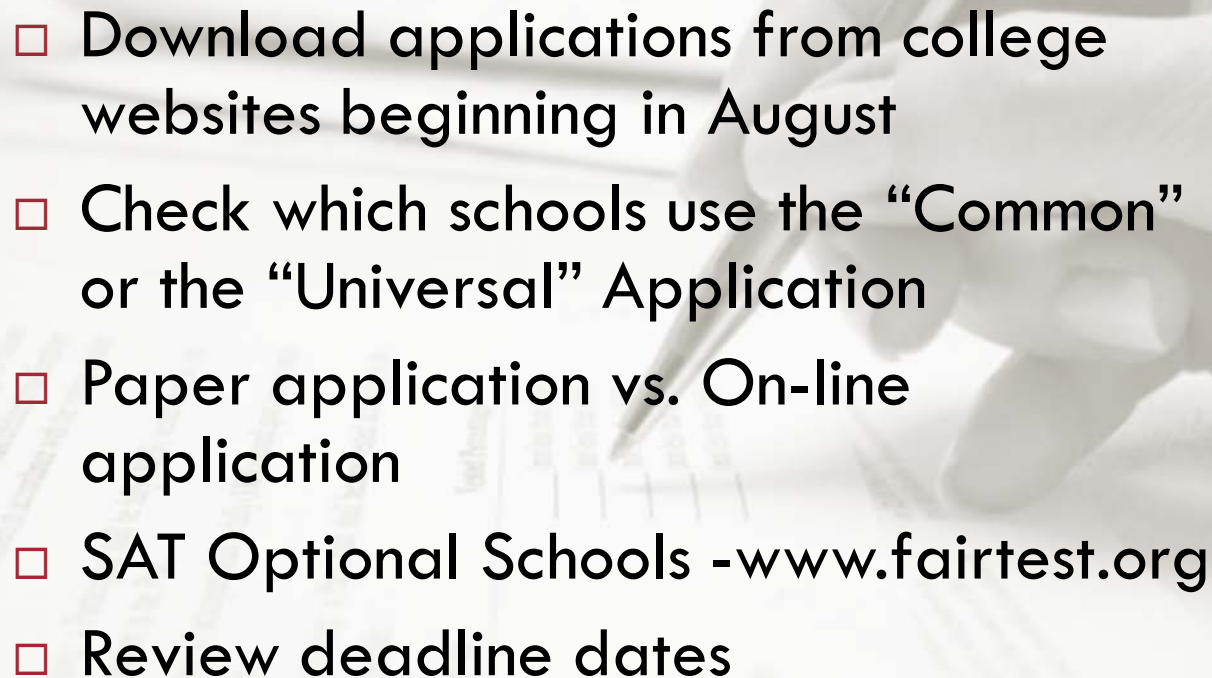
**College Fairs & Campus Visits**

**Fill out a card = Get Credit.**


When communicating with colleges, they are always your “*first choice*”.



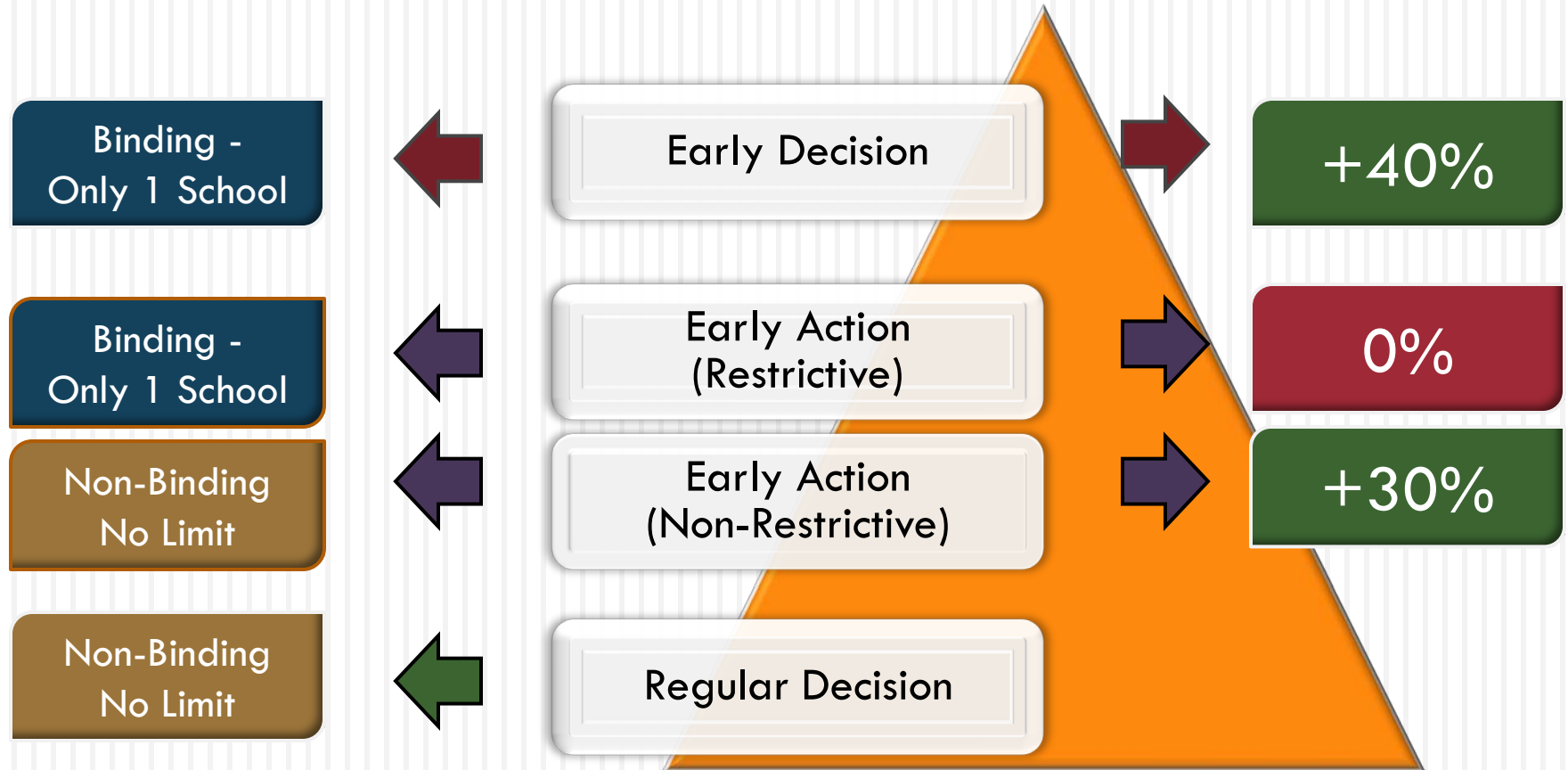
# *Applications*

- 
- ❑ Download applications from college websites beginning in August
  - ❑ Check which schools use the “Common” or the “Universal” Application
  - ❑ Paper application vs. On-line application
  - ❑ SAT Optional Schools -[www.fairtest.org](http://www.fairtest.org)
  - ❑ Review deadline dates

# *Applications*

- 
- ❑ Submit applications to Guidance Office by October 1<sup>st</sup>.
  - ❑ Submit applications to Colleges no later than October 15<sup>th</sup>.
    - ▣ Taking ownership and applying early will elevate the level of interest
    - ▣ Procrastination will have a negative effect

# Types of Applications



Rolling admissions means that you may have a decision as early as October.

# *Essays*

- Once applications are downloaded, review to find out how many essays and/or personal statements will be required
- Review the essay topic & think about what to write
  - ▣ Be Passionate
  - ▣ Be perfect (Proofread)
- Topics usually include:
  - ▣ Overcoming Adversity
  - ▣ My Greatest Challenge
  - ▣ Influential Person in My Life
  - ▣ Effect of a Favorite Extracurricular Activity on My Life

# *Social Media*



YouTube



80% Of  
Admissions  
Officers  
View Your  
On-Line  
“Footprint”

Protect  
What You  
Do Not  
Want Seen

Clean Up &  
Eliminate  
Potentially  
Awkward  
Text &  
Images

“The  
Internet  
Does Not  
Create  
Stupidity ...  
It Only  
Reveals It”

# Timeline

T  
i  
m  
e  
l  
i  
n  
e

If Not a Senior:

Visit schools, take SAT's and/or ACT's.

If a Senior

Download on-line applications. See the essay topic. Develop one page "resume" of extracurriculars. Complete all apps. By October 15<sup>th</sup>, or ASAP.

October

Applications with essays & letters of recommendation sent into High Schol Guidance Office. They mail official transcripts.

January

Begin filing FAFSA, CSS and Institutional forms. You will be swamped with forms & more forms.

March

EFC received. Letter from FAFSA confirms your expected family contribution.

April

Regular decision schools decide if student is accepted & put together financial aid awards. The scholarships come from Admissions; remainder of the financial aid package determined by Financial Aid Office.

April/May

Appeals. This is the time to write an appeal letter to the school asking for a stronger aid package.

May 1<sup>st</sup>

\$500 (approximate) non-refundable deposit to the school of choice will hold dorm room & class space.

August

Tuition Bill for 1<sup>st</sup> semester received. School needs to know at this time how the balance of the bill (Cost of Attendance – Financial Aid received) will be paid (Cash and/or Loans).

August/September

Off to College!!

**Need more information about our seminars?  
Need assistance in any financial planning situations?  
Contact Doreen @ 610-631-9977 ext. 23**

## College Aid Professionals, LLC



CAP Counselors are former educators, clients, and/or licensed financial managers.

CAP has over 70 yrs. Combined experience in Financial Planning & specializes in College Financial Aid.

CAP provides FREE seminars at High School Financial Aid Nights.